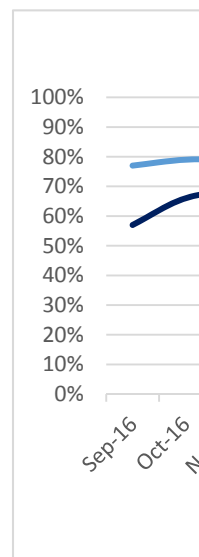
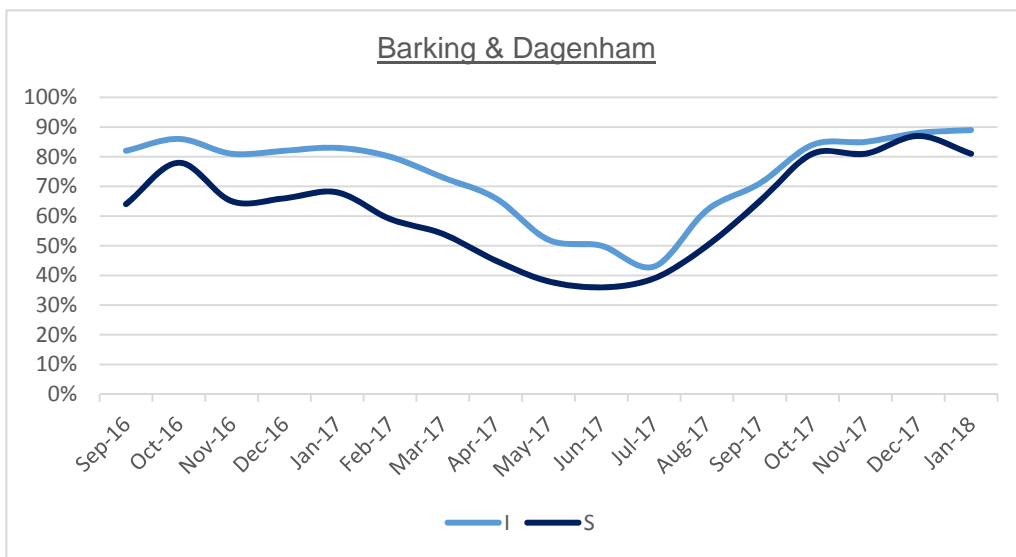
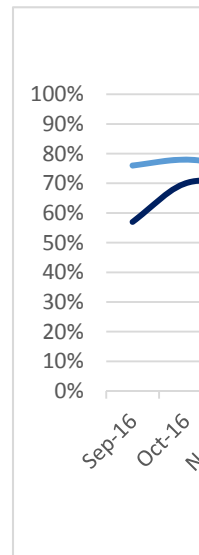
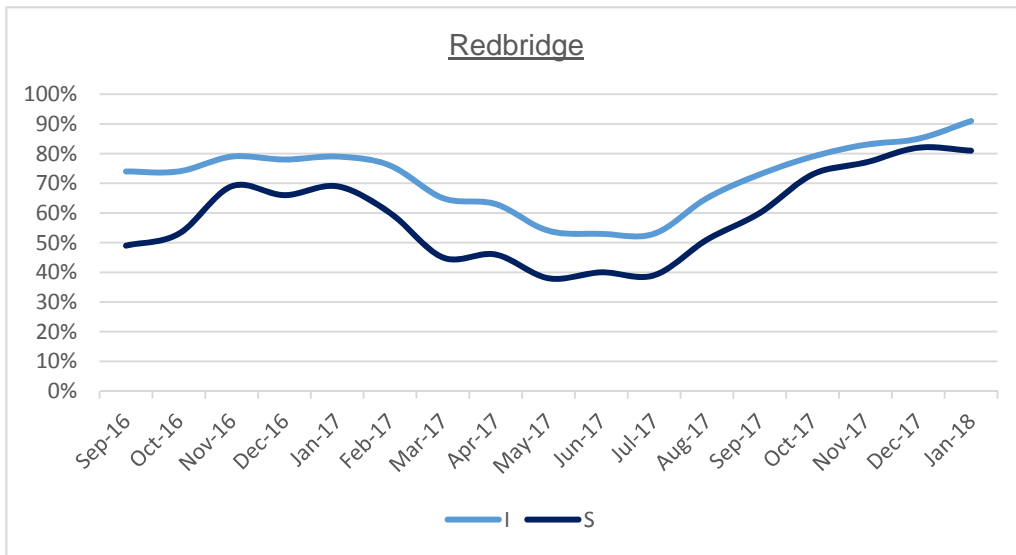


Jl	Sep-16	Oct-16	Nov-16	Dec-16	Jan-17	Feb-17	Mar-17	Apr-17
I	74%	74%	79%	78%	79%	76%	65%	63%
S	49%	53%	69%	66%	69%	60%	45%	46%

KD	Sep-16	Oct-16	Nov-16	Dec-16	Jan-17	Feb-17	Mar-17	Apr-17
I	76%	78%	76%	77%	73%	69%	61%	58%
S	57%	70%	69%	63%	63%	57%	47%	40%

KG	Sep-16	Oct-16	Nov-16	Dec-16	Jan-17	Feb-17	Mar-17	Apr-17
I	82%	86%	81%	82%	83%	80%	73%	66%
S	64%	78%	65%	66%	68%	59%	54%	45%

EA	Sep-16	Oct-16	Nov-16	Dec-16	Jan-17	Feb-17	Mar-17	Apr-17
I	77%	79%	79%	79%	78%	75%	66%	63%
S	57%	66%	68%	65%	67%	59%	59%	44%



May-17	Jun-17	Jul-17	Aug-17	Sep-17	Oct-17	Nov-17	Dec-17	Jan-18
54%	53%	53%	65%	73%	79%	83%	85%	91%
38%	40%	39%	51%	60%	73%	77%	82%	81%

May-17	Jun-17	Jul-17	Aug-17	Sep-17	Oct-17	Nov-17	Dec-17	Jan-18
50%	46%	46%	63%	74%	84%	83%	86%	85%
41%	39%	37%	50%	72%	84%	83%	85%	87%

May-17	Jun-17	Jul-17	Aug-17	Sep-17	Oct-17	Nov-17	Dec-17	Jan-18
52%	50%	43%	62%	71%	84%	85%	88%	89%
38%	36%	39%	50%	65%	81%	81%	87%	81%

May-17	Jun-17	Jul-17	Aug-17	Sep-17	Oct-17	Nov-17	Dec-17	Jan-18
52%	50%	48%	63%	73%	82%	84%	86%	88%
39%	39%	39%	50%	65%	79%	80%	84%	83%

